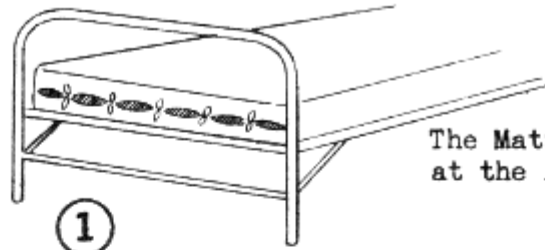
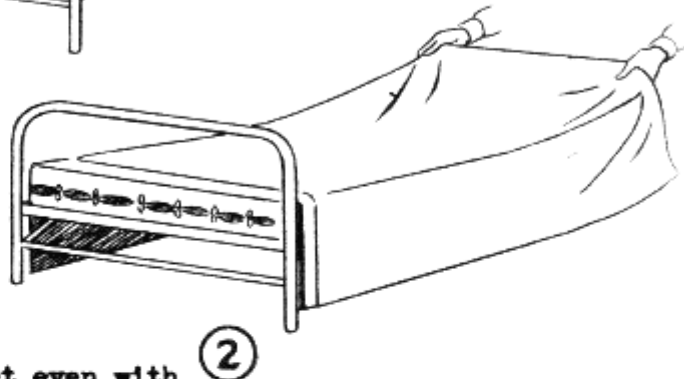


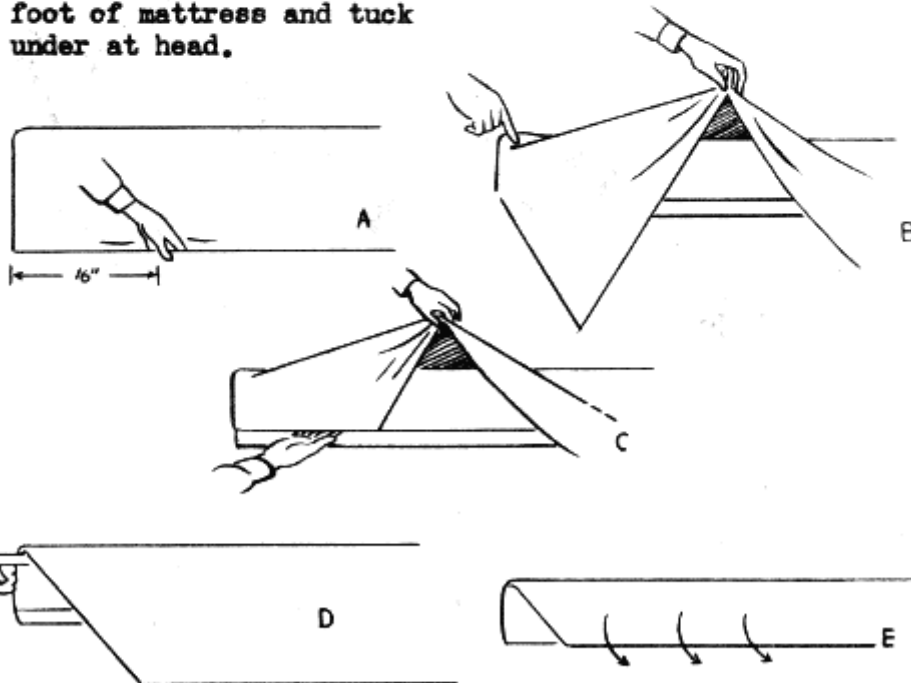
THE *Correct Way* TO MAKE YOUR BUNK



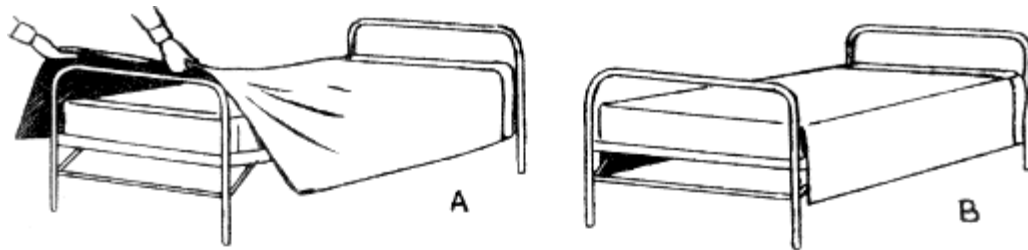
The Mattress Cover is tied at the foot.



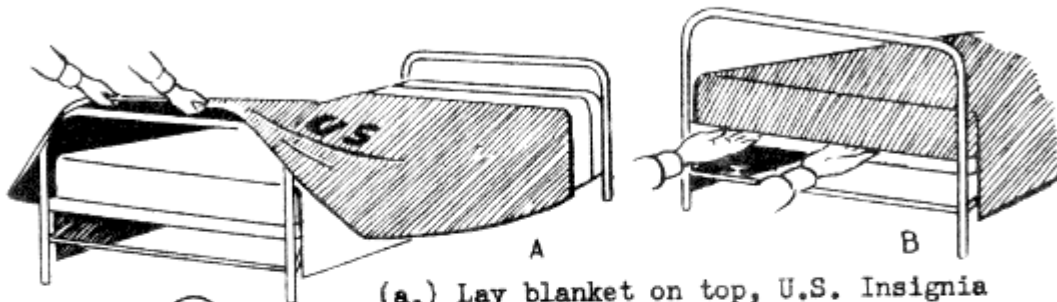
Pull bottom sheet even with foot of mattress and tuck under at head.



3 Fold corners: (a.) Hold sheet 16 inches from head of bunk. (b.) Place one finger on top of corner lifting sheet up with other hand. (c.) Tuck lower drape under mattress. (d.) Hold corner in place and bring sheet over. (e.) Tuck under.

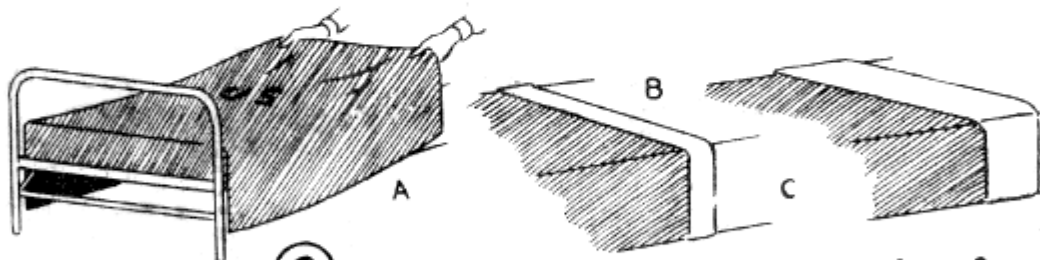


- ④ Top sheet is placed over bottom sheet, wide seam at head, even with top of mattress and tucked under at the foot.



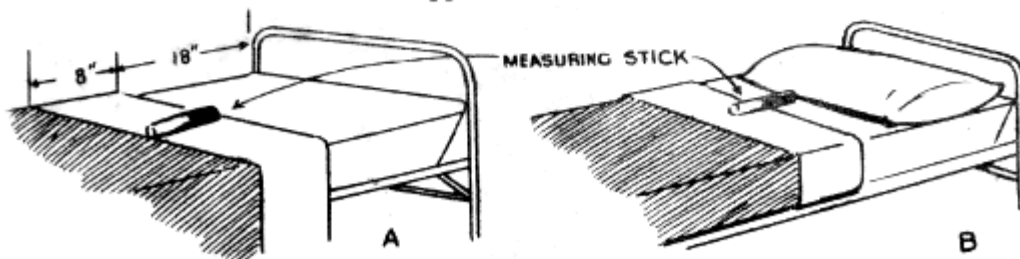
⑤

- (a.) Lay blanket on top, U.S. Insignia facing inspecting officer. Leave 6 inches between top edge of blanket and sheet. (b.) Fold under same way as sheet.

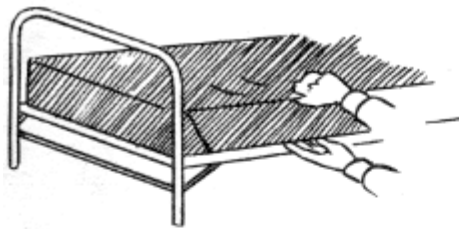


⑥


- (a.) Stretch blanket to inner edge of seam. (b.) Fold seam over blanket. (c.) Fold both sheet and blanket over approximately four inches.



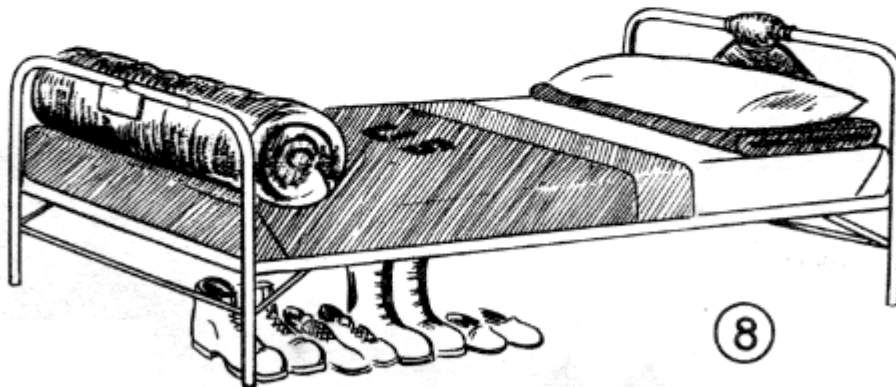
- ⑦ (a.) Fold over again leaving 18 inches from fold to head of mattress. Fold is 8 inches wide, 4 inches from pillow to fold. (b.) Fold corners same as sheets. Grasp sheet and cover and fold both completely under mattress.



Tighten by pulling
one side & taking up
the slack underneath.



Remove all wrinkles
by pulling up tight
toward head of bunk.



Tie Tag & Duffle-bag as
indicated in picture above.
Shoes laced and tied and in
line. Comforter rolled.